



PLE SERIES : Economical & Plastic body

FEATURES

- Compact Design, Water and dust Proof
- High Grade ABS Plastic Body
- Wide Variety Of Actuators For Different Application
- Double Spring Construction For Longer Mechanical Life
- Contact Rating 10A/230VAC (resistive low)
- Positive opening NC Contact (forcibly separates the NC contact even when there is contact deposit)



CHARACTERISTICS

Operating Speed	0.5mm-50cm/sec
Operating Frequency	Mechanical: 120 operations/minuts
	Electrical: 30 operations/minuts
Contact Resistance	25mΩ max.(initial value)
Insulation Resistance	100mΩ min.(below 500VDC)
Dielectric Strength	1000VAC, 50/60Hz for 1 minute between terminals of the same polarity
	1500VAC, 50/60Hz for 1 minute between current-carrying and non-current metal parts
	1500VAC, 50/60Hz for 1 minute between each terminal and ground
Vibration	10-55Hz, 1.5mm double amplitude
Shock	Mechanical durable: 1,000m/Sec ² (about 100G'S)
	Electical: 300m/Sec ² (about 30G'S)
Ambient temperature	-10~+65°C (with no icing)
Humidity	<95%RH
Life	Mechanical: 10 million operations above
	Electrical: 500,000 operations above
Degree of protection	IP65 (IEC Standard)

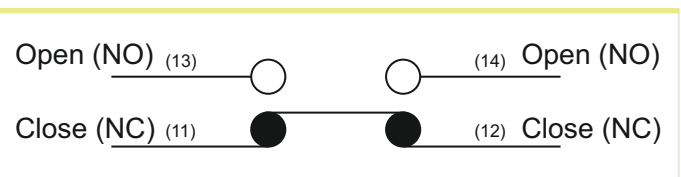
RATING

Rated Voltage	Non-inductive Load (A)		Inductive Load (A)					
	Resistance Load		Lamp Load		Inductive Load		Motor Load	
	NC	NO	NC	NO	NC	NO	NC	NO
125VAC	5	5	1.5	0.7	3	3	2	1
250VAC	5	5	1	0.5	3	3	1.5	0.8
8VDC	5	5	3	3	5	4	3	3
14VDC	5	5	3	3	4	4	3	3
30VDC	5	5	3	3	4	4	3	3
125VDC	0.4	0.4	-	-	-	-	-	-
250VDC	0.2	0.2	-	-	-	-	-	-

ORDER CODE

MODEL	DESCRIPTION	MPQ
PLE-101	PLUG COLUMN TYPE	10
PLE-103	ROLLER PLUG COLUMN TYPE	10
PLE-111	ONE WAY ROLLER ARM LEVER (HORIZONTAL)	10
PLE-121	ROLLER LEVER TYPE	10
PLE-131	ADJUSTABLE ROLLER LEVER	10
PLE-191	ADJUSTABLE BIG ROLLER LEVER	10

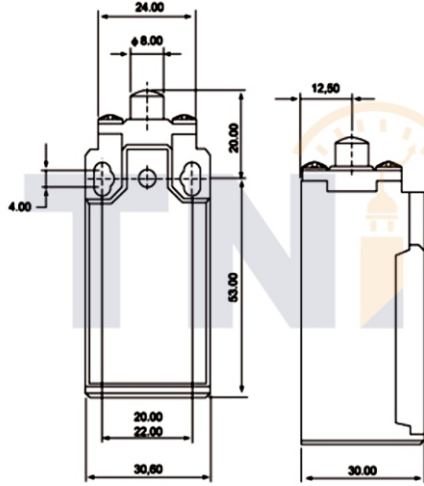
CONTACT FORM



OPERATING CHARACTERISTICS

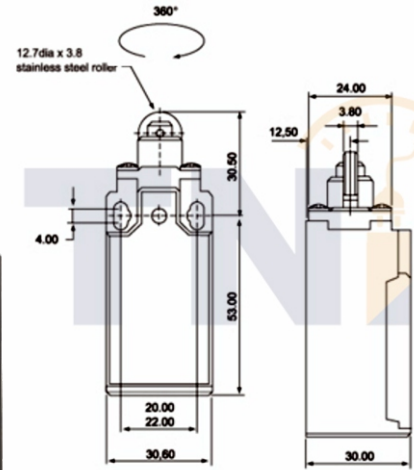
MODEL	Operating Force	Release Force	Pre Travel	Trapping Position	Movement Defential	Over Travel	Total Travel	Rotary Indexing
PLUG COLUMN TYPE (PLE-101)	700g	200g	1.8mm	2.0mm	1.2mm	4.0mm	5.8mm	-
ROLLER PLUG COLUMN TYPE (PLE-103)	700g	200g	1.8mm	2.0mm	1.2mm	4.0mm	5.8mm	-
ONE WAY ROLLER ARM LEVER (HORIZONTAL) (PLE-111)	700g	200g	1.8mm	2.0mm	1.2mm	4.0mm	5.8mm	-
ROLLER LEVER TYPE (PLE-121)	500g	100g-cm	20°	22.5°	10°	75°	95°	22.5°
ADJUSTABLE ROLLER LEVER (PLE-131)	500g-cm	100g-cm	20°	22.5°	10°	75°	95°	22.5°
ADJUSTABLE BIG ROLLER LEVER (PLE-191)	500g-cm	100g-cm	20°	22.5°	10°	75°	95°	22.5°

PLE-101



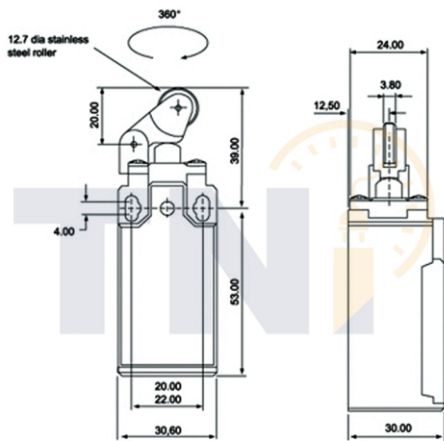
PLUG COLUMN TYPE

PLE-103



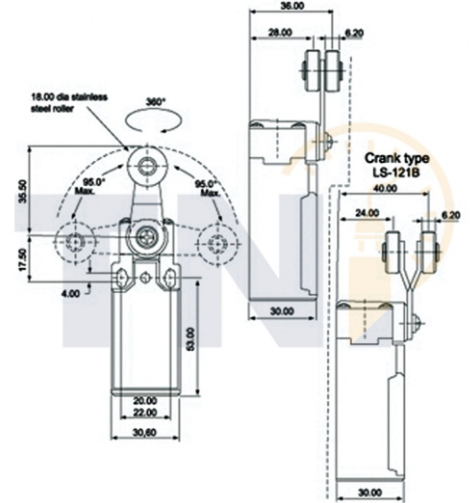
ROLLER PLUG COLUMN TYPE

PLE-111



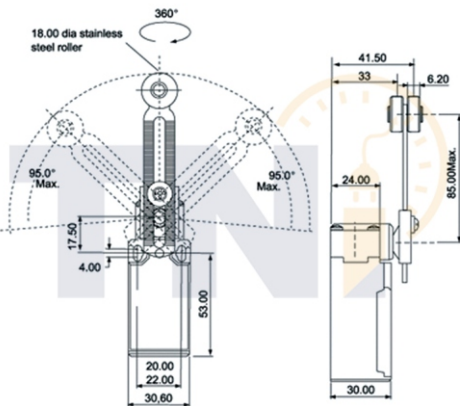
ONE WAY ROLLER ARM LEVER (HORIZONTAL)

PLE-121



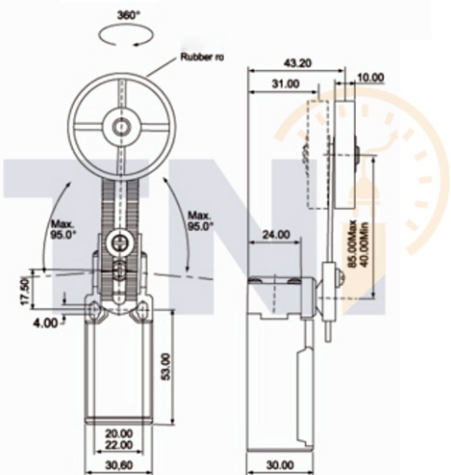
ROLLER LEVER TYPE

PLE-131



ADJUSTABLE ROLLER LEVER

PLE-191



ADJUSTABLE BIG ROLLER LEVER